



PARAMOUNT BED CO., LTD.
2-14-5 Higashisuna Koto-Ku, Tokyo 136-8670, Japan
<http://www.paramount.co.jp/english/>

PARAMOUNT BED INDIA PVT. LTD.
Plot #430, Sector-8, IMT Manesar-122050, Distt. Gurugram (Haryana)
Tel: +91-124-4205748



PARAMOUNT BED INDIA commits to produce and deliver state-of-the-art, safe and reliable products designed in Japan through integrating Quality Management Principles and our experience of many decades.

Designs and specifications are subject to change without notice. All images of the product, its components and accessories may not reflect the final product. The images may reflect optional equipment and are subject to change without notice. All information presented herein is based on current data or design goals available at the time of posting and is subject to change without notice. Some equipment and/or features may be unavailable. Actual results of performance and other specifications may differ or vary with production models and may depend on selected models and/or accessories.

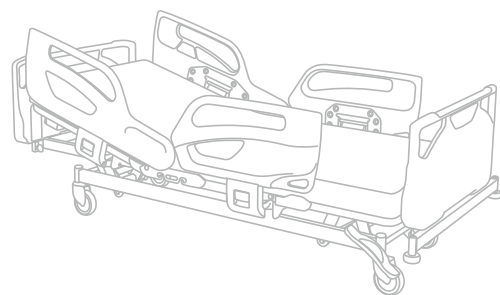
L171-1513-EN04



A5 series

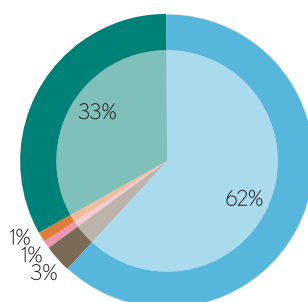
Electric Bed

for a safer
healing
environment



Made for the Healing Journey

Recovering patients require a nurturing environment where they can recuperate with peace of mind. Placing particular emphasis on safety, Paramount Bed A5 Series is designed to mitigate accidents. In addition to safety, the beds are also designed for usability, easy cleaning, and easy maintenance.



Accidents During Medical Care

- **Falls**
- Accidental Aspiration
- Accidental Ingestion
- Defiance of Bed Rest Order
- Others

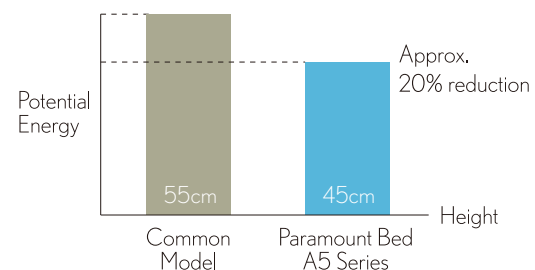
2013 Japan Council for Quality Health Care Accident Analysis Data

Safety Features

To reduce the risk of accidents is to facilitate a smoother journey towards recovery for the patients. The Paramount Bed A5 Series incorporates practical features and functions that ensure patients' safety.

Fall Prevention (From the Bed)

Practical features such as side-rails that move along with the back section of the bed minimize the risk of patients falling when resting in a flat or upright position. The Paramount Bed A5 Series also has a low bed height of 45cm*, which reduces injuries should the patient fall from the bed. For additional safety, foot spacers can be attached between the footboard and the side-rail.



*1 When used with 10cm IE-5221A Mattress



Side-rail + Foot Spacer

Fall Prevention (When Standing Up from the Bed)

A low bed height of 35cm*2 ensures that patients can firmly place their heels on the floor while the ergonomic side-rail design provides patients with additional support when standing up. The beds feature a gapless design between the bed frame and side-rails for maximum stability as patients sit by the bed and when they stand up.

*2 Height from floor to mattress base surface



Safety in Design

The Paramount Bed A5 Series complies thoroughly with the IEC 60601-2-52 standard through its sturdy construction and safety features. For greater care, the beds adopt a gapless design between its components to reduce situations where patients get caught between the gaps.

Ease of Use (For Medical Personnel & Patients)

Recuperation is a journey often filled with many hurdles for both patients and medical personnel. The Paramount Bed A5 Series aims to make this journey easier and more pleasant through its ease of use and intuitive features.

Operational Controls

Side-rail integrated panels are conveniently housed on both sides of the bed, which allow medical personnel to easily check the patient's expression, IV drip, and monitors while operating bed functions. Operation lock functions* are included to prevent any button from being pressed down accidentally.



Patient Control Panel & Side-rail Integrated Panel



Handheld Controller

*Electric CPR buttons remain operable

Electric CPR Button & Manual CPR Lever

Quickly returns the patient to a horizontal position to execute CPR procedures.



Electric CPR Button



Manual CPR Lever

Accessory Holders

Medical personnel can locate the accessory holders at both sides of the hip section base and side-rails, on which items such as urine bags can be hung. Depending on the patient's condition, the accessory holder can also be used to hang other items.



Urine Bag on Restraint Belt Mounting Hole



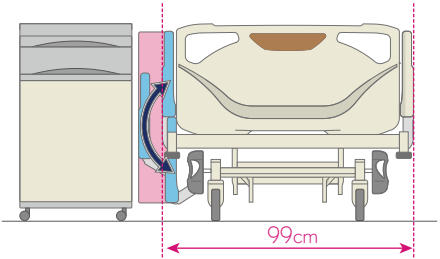
Accessory Holder

Headboard & Footboard

Headboard and footboard can be removed to facilitate ease during treatment or other situations should it be required. Alternatively, headboards and footboards can be secured to prevent any accidental removal. This reduces the stress on medical personnel and ensures that patients remain safely within the bed during transportation.

Compact Design

Other than providing a comfortable space for patients to rest on, the compact design of the overall bed width facilitates greater ease when maneuvering the bed around sharp corners, narrow entrances and elevators. As part of its compact design, gaps between the bed and its components are reduced. This allows medical personnel to closely position a stretcher next to the bed for quick and easy transfer of patients.



Easy Cleaning & Maintenance

Maintenance staff and medical personnel can easily remove or raise sections of the resin mattress base for easy cleaning and convenient top-down parts replacement.



Product Features Highlight

Side-rail Features

Low Bed Height Lamp*

- An orange-colored LED light on the side-rail integrated panel will be lit up when the bed is not at its lowest height. On the other hand, the absence of light will indicate that the bed is at its lowest height. The LED light can be seen at a glance even from the ward entrance, which proves to be helpful when medical personnel go on their rounds at night.



*Side-rail integrated panel type only

Anti-tampering Lock

- This safety feature keeps the patient safely within the bed by preventing accidental release of the side-rails while the patient is leaning against them. This feature also prevents the patient from falling over when he is attempting to lower the side-rail himself.

Angle Indicator

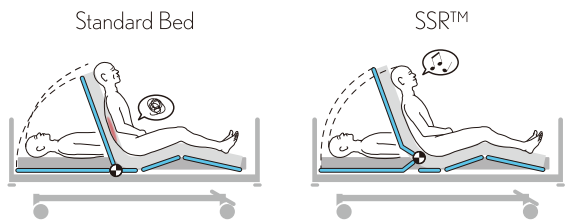
- Medical personnel can gather clear and easy readings of the back raise angle of the patient. The angle indicator assists medical personnel by ensuring that the backs of patients have been raised to above 30°, which prevents ventilator-associated pneumonia (VAP).



Other Features

SSR (Stress-Saver Raise)™

- Stress on the patient's body is reduced during back raise, as the back section of the bed frame extends to accommodate a natural sitting up process. This also prevents the patient from sliding down towards the foot of the bed.



X-ray Imaging Base (Optional)

Battery

- Auxiliary power supply that allows the bed to continue its electrical operations even when not connected to a power outlet.

Extension Frame (Optional)

- Taller patients can recuperate in comfort, as the bed can be extended a further 10 cm by adjusting its frame and adding an extension mattress.



Caster Features



Total Locking System



Individual Locking System

12.5cm Diameter Casters

- Both total locking system (steer/free/lock) casters and individual locking system casters are available.

Total Locking System

- Operate the casters of the bed by depressing any of the two caster operation pedals located at the foot end of the bed.

Individual Locking System

- Depressing the stoppers located on each of the casters at the four corners allows you to lock the bed.

Optional Item

Mattress

- Waterproof and chemical resistant
- Flame retardant
- MRSA antibacterial



Model No.	IE-5221A
Total Length	200cm
Total Width	86cm
Total Thickness	10cm
Materials	Cover:PVC/ Padding: Urethane foam

Model No.	IA-53380	IA-54380
Total Length	220cm (when extended: 230cm)	
Total Width	99cm	
Total Height	75.5 to 110.5cm	
Mattress Base Height*1	35 to 70cm	
Mattress Size	200 x 86cm	
Safe Working Load*2	230kgf (2,250N)	
Caster	12.5cm dia. single-wheel casters with Individual locking system	12.5cm dia. single-wheel casters with Total locking system
Back Raise Angle	0° to 70°	
Knee Raise Angle	0° to 25°	
Trendelenburg/Reverse Trendelenburg	-	0° to 12°
Operation Controls	Handheld Controller	Side-rail integrated panel



*1 Indicates the height from floor to the mattress base surface.
*2 Maximum load with which the bed can be operated.
(The total load of user's weight and incidental items including the mattress and accessories.)

Extension frame and X-ray imaging base are optional.
Please contact Paramount Bed or your distributors for more information.



Additional Accessories

- Extension Mattress 10cm (CE-025341-YE)
- Other items are as illustrated below.

